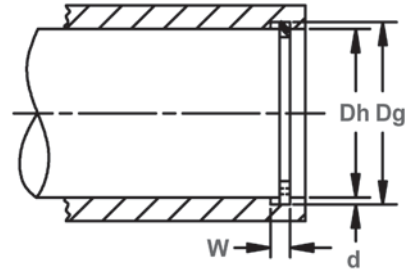
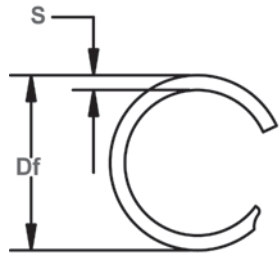


# KLM Anillos Espiral de Carcasa

**Interno, Trabajo Ligero, Métrico**  
 Estos anillos de retención de una sola vuelta son ideales para aplicaciones ligeras, o donde el posicionamiento axial es la función principal.

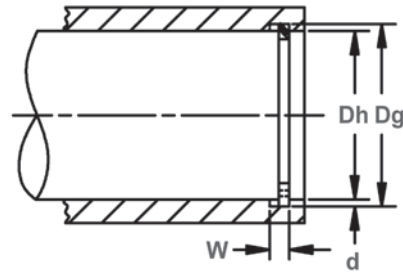
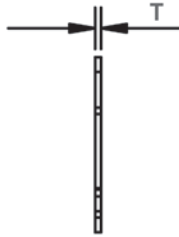
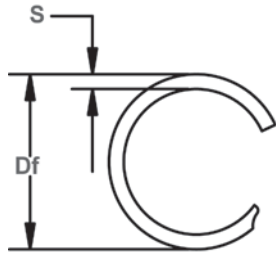


Diámetro libre y las mediciones del anillo

Diámetro de la carcasa y dimensiones de la ranura

No. DE ANILLO	DIAMETRO DE LA CARCASA		TAMANO DE RANURA				TAMANO DEL ANILLO				CARGA DE EMPUJE (lbs.)		
			DIAMETRO		ANCHURA		DIAMETRO LIBRE		ESPESOR		SECCION		FACTOR DE SEGURIDAD DEL ANILLO 3
	Dh	Dg	Tol.	W	Tol.	Df	Tol.	T	Tol.	S	Tol.		
KLM-6*	6	6.30	±0.05	0.38	+0.05	6.35	+0.25	0.30	±0.04	0.51	±0.10	1.99	0.44
KLM-7*	7	7.32		0.38		7.38		0.30		0.51		2.32	0.55
KLM-8*	8	8.36		0.46		8.44		0.38		0.64		3.18	0.70
KLM-9*	9	9.46		0.46		9.54		0.38		0.76		3.58	1.00
KLM-10*	10	10.50		0.46		10.58		0.38		0.76		3.98	1.24
KLM-11	11	11.60		0.46		11.68		0.38		0.89		4.39	1.63
KLM-12	12	12.66		0.46		12.74		0.38		0.89		4.77	1.93
KLM-13	13	13.72		0.56		13.80		0.46		1.14		6.26	2.28
KLM-14	14	14.72		0.56		14.80		0.46		1.14		6.74	2.46
KLM-15	15	15.72		0.56		15.80		0.46		1.14		7.22	2.63
KLM-16	16	16.72	0.56	16.80	0.46	1.14	7.71	2.81					
KLM-17	17	17.72	0.56	17.82	0.46	1.14	8.19	2.98					
KLM-18	18	18.72	0.56	18.82	0.46	1.14	8.67	3.16					
KLM-19	19	19.76	0.56	19.86	0.46	1.14	9.15	3.52					
KLM-20	20	21.06	±0.08	0.66	+0.08	21.26	+0.33	0.53	±0.04	1.65	±0.10	11.10	5.17
KLM-21	21	22.06		0.66		22.27		0.53		1.65		11.65	5.42
KLM-22	22	23.06		0.66		23.28		0.53		1.65		12.21	5.68
KLM-24	24	25.06		0.66		25.29		0.53		1.65		13.32	6.20
KLM-25	25	26.06		0.66		26.30		0.53		1.65		13.87	6.46
KLM-26	26	27.06		0.66		27.31		0.53		1.65		14.43	6.72
KLM-28	28	29.12	±0.10	0.79	+0.10	29.40	+0.38	0.64	±0.05	2.24	±0.10	16.30	7.64
KLM-29	29	30.12		0.79		30.41		0.64		2.24		16.88	7.91
KLM-30	30	31.12		0.79		31.42		0.64		2.24		17.47	8.19
KLM-31	31	32.12		0.79		32.43		0.64		2.24		18.05	8.46
KLM-32	32	33.12		0.79		33.44		0.64		2.24		18.63	8.73
KLM-34	34	35.12		0.79		35.45		0.64		2.24		19.80	9.28
KLM-35	35	36.12		0.79		36.47		0.64		2.24		20.38	9.55
KLM-36	36	37.12		0.79		37.48		0.64		2.24		20.96	9.83
KLM-37	37	38.12		0.79		38.49		0.64		2.24		21.54	10.10
KLM-38	38	39.12		0.79		39.50		0.64		2.24		22.12	10.37
KLM-40	40	41.48	±0.13	0.99	+0.08	41.94	+0.51	0.79	±0.05	3.00	±0.10	28.75	14.43
KLM-42	42	43.48		0.99		43.96		0.79		3.00		30.19	15.15
KLM-45	45	46.48		0.99		46.99		0.79		3.00		32.34	16.23
KLM-47	47	48.48		0.99		49.00		0.79		3.00		33.78	16.95
KLM-48	48	49.48		0.99		50.01		0.79		3.00		34.50	17.31
KLM-50	50	51.48		0.99		52.04		0.79		3.00		35.93	18.03
KLM-52	52	53.94		0.99		54.55		0.79		4.01		37.37	24.58
KLM-55	55	56.94		0.99		57.57		0.79		4.01		39.53	26.00
KLM-56	56	57.94		0.99		58.58		0.79		4.01		40.25	26.47
KLM-58	58	59.94		0.99		60.60		0.79		4.01		41.68	27.42
KLM-60	60	61.94	±0.15	0.99	+0.08	62.64	+0.64	0.79	±0.05	4.01	±0.10	43.12	28.36
KLM-62	62	63.94		0.99		64.67		0.79		4.01		44.56	29.31
KLM-63	63	64.94		0.99		65.69		0.79		4.01		45.28	29.78
KLM-65	65	66.94		0.99		67.70		0.79		4.01		46.72	30.73

\* Sin eliminacion de muesca  
 Dimensiones en milímetros a menos que se indique lo contrario.



Diámetro libre y las mediciones del anillo

Diámetro de la carcasa y dimensiones de la ranura

No. DE ANILLO	DIAMETRO DE LA CARCASA		TAMANO DE RANURA				TAMANO DEL ANILLO				CARGA DE EMPUJE (lbs.)		
			DIAMETRO		ANCHURA		DIAMETRO LIBRE		ESPESOR		SECCION		FACTOR DE SEGURIDAD DEL ANILLO 3
	Dh	Dg	Tol.	W	Tol.	Df	Tol.	T	Tol.	S	Tol.		
KLM-68	68.00	69.94	±0.15	0.99	+0.08 -0.00	70.72	+0.64 -0.00	0.79	±0.05	4.01	±0.13	48.87	32.15
KLM-70	70.00	71.94		0.99		72.74		0.79		4.01		50.31	33.09
KLM-72	72.00	73.94		0.99		74.77		0.79		4.01		51.75	34.04
KLM-75	75.00	76.94		0.99		77.80		0.79		4.01		53.90	35.46
KLM-78	78.00	80.34		1.12		81.20		0.99		4.78		70.25	44.48
KLM-80	80.00	82.34		1.12		83.23		0.99		4.78		72.05	45.62
KLM-82	82.00	84.34		1.12		85.25		0.99		4.78		73.85	46.76
KLM-85	85.00	87.34		1.12		88.29		0.99		4.78		76.55	48.47
KLM-88	88.00	90.34		1.12		91.32		0.99		4.78		79.26	50.18
KLM-90	90.00	92.34		1.12		93.36		0.99		4.78		81.06	51.32
KLM-92	92.00	94.34	1.12	95.37	0.99	4.78	82.86	52.46					
KLM-95	95.00	97.34	1.12	98.39	0.99	4.78	85.56	54.17					
KLM-98	98.00	100.34	1.12	101.41	0.99	4.78	88.26	55.88					
KLM-100	100.00	102.34	1.12	103.43	0.99	4.78	90.06	57.02					
KLM-102	102.00	104.34	1.12	105.44	0.99	4.78	91.87	58.16					
KLM-105	105.00	107.80	1.32	108.92	1.17	5.72	106.44	71.64					
KLM-110	110.00	112.80	1.32	113.98	1.17	5.72	111.51	75.05					
KLM-112	112.00	114.80	1.32	116.01	+0.89 -0.00	1.17	5.72	113.54	76.42				
KLM-115	115.00	117.88	1.32	119.12	1.17	5.72	116.58	80.71					
KLM-120	120.00	123.00	1.32	124.30	1.17	5.72	121.65	87.73					
KLM-125	125.00	128.12	1.32	129.47	1.17	5.72	126.71	95.04					
KLM-130	130.00	133.26	1.32	134.66	1.17	5.72	131.78	103.27					
KLM-135	135.00	138.38	±0.18	1.70	+0.10 -0.00	1.55	5.72	181.30	111.19				
KLM-140	140.00	143.50	1.70	145.00	1.55	5.72	188.01	119.40					
KLM-150	150.00	153.76	1.70	155.30	1.55	6.73	201.44	137.44					
KLM-155	155.00	158.88	1.70	160.46	+1.14 -0.00	1.55	6.73	208.16	146.36				
KLM-160	160.00	164.00	1.70	165.64	1.55	6.73	214.87	155.96					
KLM-165	165.00	169.13	1.70	170.82	1.55	6.73	221.59	165.86					
KLM-170	170.00	174.25	1.70	175.99	1.55	6.73	228.30	176.06					
KLM-175	175.00	179.38	1.70	181.17	1.55	6.73	235.02	186.57					
KLM-180	180.00	184.50	1.70	186.35	1.55	6.73	241.73	197.38					
KLM-185	185.00	189.63	1.70	191.52	1.55	6.73	248.45	208.50					
KLM-190	190.00	194.75	1.70	196.70	+1.52 -0.00	1.55	6.73	255.16	219.92				
KLM-195	195.00	199.88	1.70	201.87	1.55	7.62	261.88	231.65					
KLM-200	200.00	205.00	±0.20	1.70	207.05	1.55	7.62	268.59	243.68				
KLM-210	210.00	215.25	1.70	217.40	1.55	7.62	282.02	268.66					
KLM-220	220.00	225.50	2.08	227.76	1.93	8.76	367.88	294.85					
KLM-230	230.00	235.75	2.08	238.11	1.93	8.76	384.60	322.27					
KLM-240	240.00	246.00	2.08	248.46	1.93	8.76	401.33	350.90					
KLM-250	250.00	256.25	2.08	258.81	+0.13 -0.00	1.93	8.76	418.05	380.75				
KLM-260	260.00	266.50	2.08	269.17	1.93	9.65	434.77	411.82					
KLM-270	270.00	276.75	2.08	279.52	+1.78 -0.00	1.93	9.65	451.49	444.11				
KLM-280	280.00	287.00	2.08	289.87	1.93	9.65	468.21	477.61					
KLM-290	290.00	297.25	2.08	300.22	1.93	9.65	484.94	512.34					
KLM-300	300.00	307.50	2.08	310.58	1.93	9.65	501.66	548.28					

Dimensiones en milímetros a menos que se indique lo contrario.